

# LED TUBE

## QUICK REFERENCE GUIDE

### Replacement LED Tube

#### UL TYPE A

**Easy Plug & Play Performance LED Tube; with Integrated Driver Wired to Existing Ballast**

- Uses existing ballast
- Quickest installation
- Lowest installation cost
- Life dependent on LED tube and ballast
- System compatibility depends on ballast

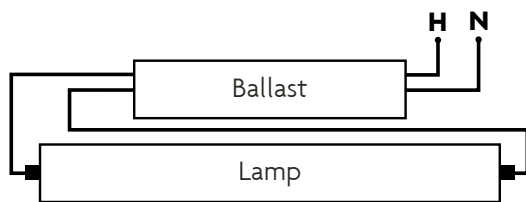


### Ballast Bypass LED Tube

#### UL TYPE B

**Simplest Total System, direct wiring to mains LED Tube; with Integrated Driver Wired to Mains**

- Uses no external driver or ballast
- Eliminates compatibility issues
- Excellent efficacy and additional maintenance savings
- Medium installation cost




**UL Type A - Ballast Compatible**

### Dual Mode LED Tube


#### UL TYPE AB

**Dual Mode Works With or Without Ballast LED Tube; with Integrated Driver Wired to Mains or Ballast**

- Instant start Ballast Compatible
- Single-end bypass, Type B\*
- Extremely long life & energy efficient




### How to choose single-ended and double-ended UL Type B LED tube?



#### Bypass Single-Ended

- Only applicable Non-shunted sockets. If the fixture sockets is shunted, you need to replace it
- Highest install cost



#### Bypass Double-Ended

- Utilizes existing lampholders – non-shunted or shunted
- Medium installation cost



### Primary Use: Bypass Single-Ended Internal Driver Lamp-Style Retrofit Kits (Type B)

Model No.	Frosted/Clear/Glass Pet Coated	General Application	Lumens	Wattage	CCT (Kelvin)	DLC ID
L2T8B/835/10C/SE-75	Frosted	T8 Two-Foot	1,160	10	3500	P2NJ83PJ
L2T8B/840/10C/SE-75	Frosted	T8 Two-Foot	1,180	10	4000	P4M4BDNZ
L2T8B/850/10C/SE-75	Frosted	T8 Two-Foot	1,200	10	5000	PQEC33WY
L2T8B/860/10C/SE-75	Frosted	T8 Two-Foot	1,220	10	5000	N/A
L3T8B/835/12/F/G5-70	Frosted	T8 Three-Foot	1,200	12	3500	N/A
L3T8B/840/12/F/G5-70	Frosted	T8 Three-Foot	1,200	12	4000	N/A
L3T8B/850/12/F/G5-70	Frosted	T8 Three-Foot	1,200	12	5000	N/A
L3T8B/865/12/F/G5-70	Frosted	T8 Three-Foot	1,200	12	6500	N/A
L3T8/35C/15/U/G4-75	Clear	T8 Three-Foot	1,550	15	3500	N/A
L3T8/40C/15/U/G4-75	Clear	T8 Three-Foot	1,660	15	4000	N/A
L3T8/50C/15/U/G4-75	Clear	T8 Three-Foot	1,750	15	5000	N/A
L3T8/60C/15/U/G4-75	Clear	T8 Three-Foot	1,750	15	6500	N/A
L4T8B/835/18C/SE-75	Clear	T8 Four-Foot	2,088	18	3500	PW6KSJ39
L4T8B/840/18C/SE-75	Clear	T8 Four-Foot	2,124	18	4000	PUQHGF5M
L4T8B/850/18C/SE-75	Clear	T8 Four-Foot	2,160	18	5000	PRCGV62N
L4T8B/860/18C/SE-75	Clear	T8 Four-Foot	2,190	18	6500	N/A

### Primary Use: Bypass Double-Ended Internal Driver Lamp-Style Retrofit Kits (Type B)

Model No.	Frosted/Clear/Glass Pet Coated	General Application	Lumens	Wattage	CCT (Kelvin)	DLC ID
L2T8B/835/9F/DE-39	Frosted	T8 Two-Foot	1,100	9	3500	P6WM779P
L2T8B/840/9F/DE-39	Frosted	T8 Two-Foot	1,150	9	4000	P3QPANH3
L2T8B/850/9F/DE-39	Frosted	T8 Two-Foot	1,150	9	5000	PZXE5KKV
L2T8B/865/9F/DE-39	Frosted	T8 Two-Foot	1,150	9	6500	N/A
L4T8B/835/14F/DE-39	Frosted	T8 Four-Foot	1,700	14	3500	PMFWQKSB
L4T8B/840/14F/DE-39	Frosted	T8 Four-Foot	1,800	14	4000	P2NQATQD
L4T8B/850/14F/DE-39	Frosted	T8 Four-Foot	1,800	14	5000	PKKXEZ4R
L4T8B/865/14F/DE-39	Frosted	T8 Four-Foot	1,800	14	6500	N/A
L8T8B/835/43F/DE-39	Frosted	T8 Four-Foot	5,000	43	3500	N/A
L8T8B/840/43F/DE-39	Frosted	T8 Four-Foot	5,500	43	4000	N/A
L8T8B/850/43F/DE-39	Frosted	T8 Four-Foot	5,500	43	5000	N/A

### Primary Use: Ballast Compatible (Type A)

Model No.	Frosted/Clear/Glass Pet Coated	General Application	Lumens	Wattage	CCT (Kelvin)	DLC ID
L2T8E/835/9/F-70	Glass Pet Coated	T8 Two-Foot	1,300	9	3500	N/A
L2T8E/840/9/F-70	Glass Pet Coated	T8 Two-Foot	1,350	9	4000	P25U83WC
L2T8E/850/9/F-70	Glass Pet Coated	T8 Two-Foot	1,400	9	5000	P19TGKTR
L3T8E/835/14/F/G5-70	Glass Pet Coated	T8 Three-Foot	1,700	14	3500	N/A
L3T8E/840/14/F/G5-70	Glass Pet Coated	T8 Three-Foot	1,725	14	4000	N/A
L3T8E/850/14/F/G5-70	Glass Pet Coated	T8 Three-Foot	1,750	14	5000	N/A
L4T8E/830/13/F-70	Glass Pet Coated	T8 Four-Foot	1,800	13	3000	P26D2S4F
L4T8E/835/13/F-70	Glass Pet Coated	T8 Four-Foot	1,850	13	3500	PKC2DS4F
L4T8E/840/13/F-70	Glass Pet Coated	T8 Four-Foot	1,900	13	4000	PZ7W4PST
L4T8E/850/13/F-70	Glass Pet Coated	T8 Four-Foot	2,000	13	5000	P7NZAR4A
L4T8E/835/12/F-79	Glass Pet Coated	T8 Four-Foot	1,550	12	3500	PAQMRN7W
L4T8E/840/12/F-79	Glass Pet Coated	T8 Four-Foot	1,680	12	4000	PBX4J57A
L4T8E/850/12/F-79	Glass Pet Coated	T8 Four-Foot	1,680	12	5000	PAW4U2SY
L8T8E/835/33/F-39	Glass Pet Coated	T8 Eight-Foot	4,300	33	3500	N/A
L8T8E/840/33/F-39	Glass Pet Coated	T8 Eight-Foot	4,400	33	4000	N/A
L8T8E/850/33/F-39	Glass Pet Coated	T8 Eight-Foot	4,500	33	5000	N/A

### Dual Mode Internal Driver (UL Type A and Type B)

Model No.	Frosted/Clear/Glass Pet Coated	General Application	Lumens	Wattage	CCT (Kelvin)	DLC ID
L2T8D/835/10/F-88	Glass Construction	T8 Two-Foot	1,450	10.6	3500	PBGZFPQ7
L2T8D/840/10/F-88	Glass Construction	T8 Two-Foot	1,480	10.6	4000	PH7DKDDG
L2T8D/850/10/F-88	Glass Construction	T8 Two-Foot	1,480	10.6	5000	P2DU344E
L4T8D/835/15/F-88	Glass Construction	T8 Four-Foot	2,040	15.8	3500	PAUEHAX7
L4T8D/840/15/F-88	Glass Construction	T8 Four-Foot	2,080	15.8	4000	PN9BAWTV
L4T8D/850/15/F-88	Glass Construction	T8 Four-Foot	2,080	15.8	5000	PTG7A9YQ
L4T8D/860/15/F-88	Glass Construction	T8 Four-Foot	2,100	15.8	6000	N/A

FIVE (5) YEAR LIMITED WARRANTY: TOPAZ LIGHTING CORP. warrants to the original purchaser that all TOPAZ LED lamps shall be free from defects of material and workmanship for a period of five (5) years from the date of purchase. Based on 12 hours of use per day. TOPAZ LIGHTING CORP. will, at its option, repair or replace without charge a defective LED lamp that has not been misused, carelessly handled or improperly installed. Repair or replacement, as stated above, shall constitute the purchaser's exclusive warranty, which does not extend to transportation, installation, labor or any other consequential charges. [www.topaz-usa.com](http://www.topaz-usa.com)  
 Specifications subject to change without notice.